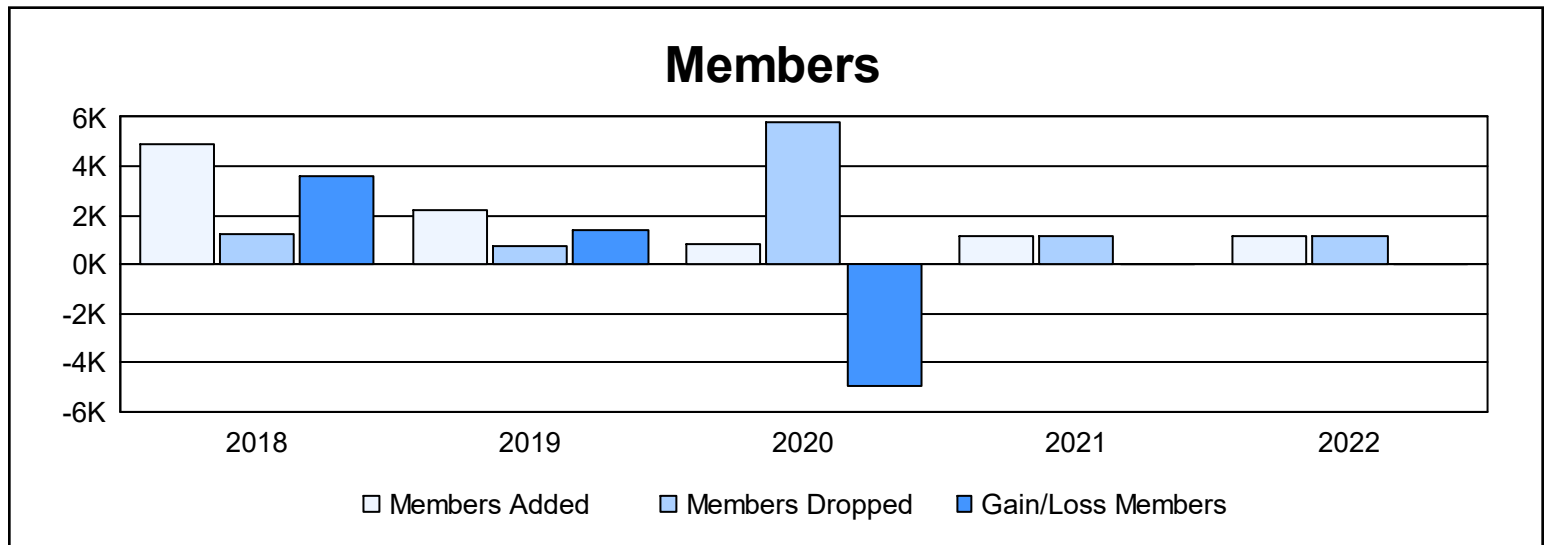
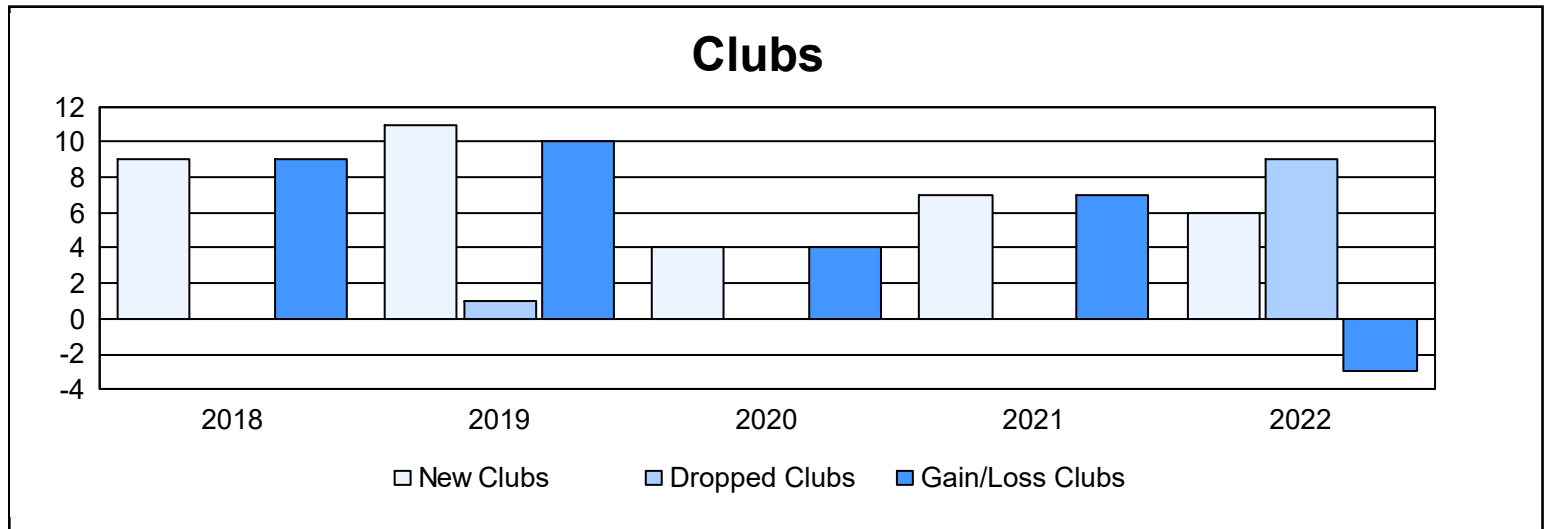
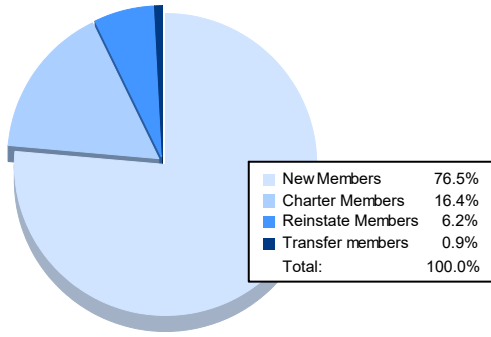


Year	New Clubs	Dropped Clubs	Gain/ Loss Clubs	New Members	Charter Members	Reinstate Members	Transfer Members	Total Member Added	Total Members Dropped	Gain/ Loss Members
2017-2018	9	0	9	4,508	231	111	6	4,856	1,228	3,628
2018-2019	11	1	10	1,857	317	12	2	2,188	770	1,418
2019-2020	4	0	4	557	116	133	34	840	5,780	-4,940
2020-2021	7	0	7	819	220	94	23	1,156	1,159	-3
2021-2022	6	9	-3	851	183	69	10	1,113	1,124	-11
Average	7	2	5	1,718	213	84	15	2,031	2,012	18



Membership Composition June 2022 Cumulative



Gender Composition June 2022 Cumulative

